





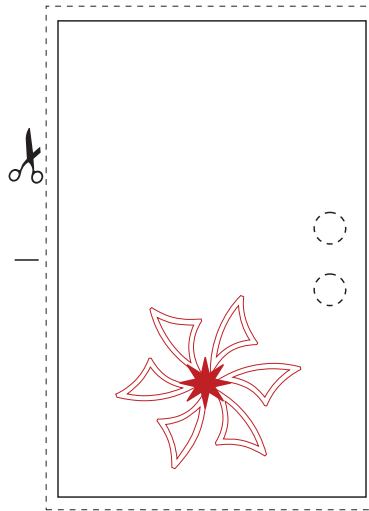


Holiday Gift Tags




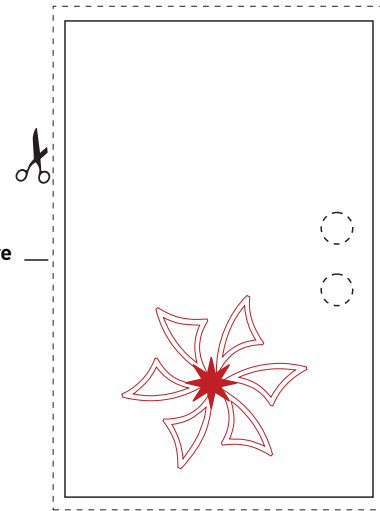
Made some edible gifts? Label them with these pretty gift tags. Just cut them out along the perforated lines and punch a hole through the circle. Use a pretty ribbon or string to run through the hole and you're done. Print out the second sheet of tags as sticker labels.



fold here



fold here































Holiday Gift Tags

These pretty tags make perfect labels for edible gifts and you can have the kids help with coloring them in. Just cut them out along the perforated lines and punch a hole through the circle. Use a pretty ribbon or string to run through the hole and you're done.

